

General Service Bulletin

Missing Liquid Line Mounting Clip

Models: 4TWB3030C1000A

Serial Numbers: 130834045F to 13084H4E5F

ORDER No: **SSP-SVB16A-EN**

DATE: **March 22, 2013**

SAFETY WARNING

Only qualified personnel should install and service the equipment. The installation, starting up, and servicing of heating, ventilating, and air-conditioning equipment can be hazardous and requires specific knowledge and training. Improperly installed, adjusted or altered equipment by an unqualified person could result in death or serious injury. When working on the equipment, observe all precautions in the literature and on the tags, stickers, and labels that are attached to the equipment.

Introduction

Certain heat pumps have been shipped without a clip that secures the liquid line assembly to the cabinet. The actions described in this bulletin are **not** being taken to address a safety concern. This is a recommended action.

Discussion

If installed without a clip, the unit may generate unacceptable noise due to vibration. The vibration could also lead to tube cracking/fracturing which could result in the loss of refrigerant.

Warehouse/Field Action

PERSONAL PROTECTIVE EQUIPMENT



Cut resistant gloves and sleeves; Safety glasses

See steps below to install the missing clip:

1. For warehouse rework, remove Packaging (Do not damage the box)
2. Remove the access panel. Retain screws to be reinstalled (two screws). (See Fig.1)




3. Position the clip in the slot on the back of the control box (See Fig.2,3,4)



4. Rotate the clip away from you to engage clip in slot (See Fig.5)



5. Push clip downward into slot for it to completely engage (See Fig.6)



6. Push the tube into the clip (See Fig.7)
7. Replace Access Panel using screws removed in step 2
8. For warehouse rework, re-package unit
9. Place a green dot on the white shipping label indicating inspection/rework





Parts Ordering Information

Clips will be sent to the FSRs in distributors that were sent affected product. It is the responsibility of the distributors to provide these clips to any dealers that may have purchased affected product.

Questions

Distributor personnel contact your local Field Service Representative. FSRs should contact Technical Support in Tyler, TX.

Literature Order Number	SSP-SVB16A-EN
File Number	
Supersedes	NEW
Stocking Location	Electronic Only

American Standard Heating & Air Conditioning and Trane has a policy of continuous product data and product improvement and reserves the right to change design and specifications without notice. Only qualified technicians should perform the installation and servicing of equipment referred to in this bulletin.